


GLASS INFORMATION



SUPER SKY
PRODUCTS, INC.

10301 N. Enterprise Drive
Mequon, Wisconsin 53092

Phone: (262) 242-2000
Fax: (262) 242-7409
www.supersky.com

GLASS-CVR

BASIC INFORMATION ON GLASS

GLOSSARY OF ENERGY TERMS

Low Emissivity Coatings (Low-E):

Coatings applied to glass which allow short-wave energy to be transmitted through glass, but reflect long-wave, room-side infrared energy back into the room.

R-Value:

The overall resistance to heat transfer. The R-Value is the reciprocal of the U-Value. The higher the R-Value, the less heat is transmitted through the glazing material.

Reflectance:

The proportion of solar heat or light reflected from the glazing.

Relative Heat Gain:

The amount of heat through a glazing, considering both U-value and Shading Coefficient.

Shading Coefficient:

The ratio of solar heat gain through a given type of glass to the solar heat gain through a pane of 1/8" (3mm) clear glass under identical conditions.

Solar Energy:

The proportion of solar heat which is transmitted through the glazing of reflected outdoors.

Solar Energy Transmittance:

The percentage of energy in the solar spectrum, ultraviolet, visible and near-infrared (300-3000 nanometers), directly transmitted through glass.

Transmittance:



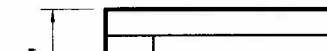



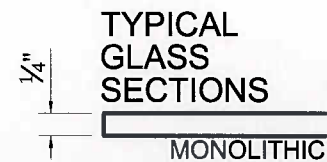
The proportion of solar light of heat entering a room through the glazing.

U-Value:

A measure of the heat gain or loss through glass due to the difference between the indoor and outdoor temperatures. This value is expressed in BTU/Hr/sq.ft -- Metric W/(m) (K). The lower the U-Value the less heat is transmitted through the glazing material.

Visible Light Transmittance:

Within the visible spectrum (380 to 780 nanometers) the percentage of visible light transmitted through glass.

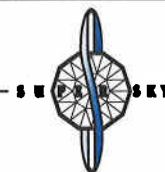


LAMINATED GLASS
INSULATING/LAMINATED GLASS

10301 N. Enterprise Drive
Mequon, Wisconsin 53092

Phone: (262) 242-2000
Fax: (262) 242-7409
www.supersky.com

SUPER SKY
PRODUCTS, INC.



GLASS RECOMMENDATIONS

Super Sky Products has developed the following list of glass recommendations. They provide a minimum acceptable level of performance. These recommendations apply to the majority of sloped glazing installations. When exceptions or unique applications arise, we recommend consulting with the technical department of a glass manufacturer.

1. The innermost layer of any glass make-up must be laminated for the safety of people below. This applies to all glass installed at an angle greater than 15 degrees from vertical. The laminated glass shall have a P.V.B. interlayer of at least .030 inches. Super Sky Products makes no exception to this rule for skylights over occupied spaces.
2. Generally, assume 1/4" layers of glass for typically sized skylight applications. There may be applications with small lites for which the thickness can be reduced to 3/16" layers for a slight savings in cost. Super Sky Products does not recommend layers thinner than 3/16", primarily due to shipping, installation, and possible thermal breakage.
3. The exterior lite of an insulating unit should be heat-strengthened. There may be allowable exceptions to use annealed glass when lite sizes are less than 24 square feet.
4. The maximum area of a lite of glass overhead should be limited to 40 square feet. The Super Sky Sales Representative should be consulted if larger sizes are required.
5. The maximum width of a laminated lite is 82" to 84", depending on the supplier. Other size and make-up guidelines may apply to specific products: glass bending, coatings, ceramic frit patterns, translucent P.V.B. interlayers, etc.
6. Sloped glass should pitch at least 15 degrees from the horizontal to promote drainage on the exterior and minimize dripping of condensation which may form on the interior of the skylight. Glass fabricators limit or exclude their warranties for sloping areas less than 10 degrees from horizontal.

Super Sky Products will assist and guide you in the appropriate glass selection. We suggest you employ a qualified H.V.A.C. consultant, or engineer, to analyze the building performance in order to determine the criteria required of the glass. We will provide, or obtain, specific glass product information to assist you and your consultant's selection.

Further glass guidelines are included in a special section at the end of our Guide Specification. Please call our technically trained sales representative if you have any questions or unique applications.



SUPER SKY
PRODUCTS, INC.

10301 N. Enterprise Drive
Mequon, Wisconsin 53092

Phone: (262) 242-2000
Fax: (262) 242-7409
www.supersky.com

GLASS-2